

northern
polytunnels
built to last

Quality for life



Northern Polytunnels is a 3rd generation family business based in Lancashire.

We pride ourselves on the polytunnels and products we manufacture with a focus on the quality and ease of construction

Our range spans small hobby tunnels from 8ft x 10ft to large Multi-Span commercial polytunnels that cover acres, which are supplied the world over.

We know that our customers require well-designed, robust products which are built to last. To achieve this, we only use the best materials available.

Our in-house design engineers use structural analysis software to measure the strength of the structures we manufacture whilst our CAD 3D modelling software makes sure it all fits together.

We are proud to bring the most modern and technologically advanced products to our industry. Our Easy Build polytunnel, for example, was the first non-commercial timber-free hobby polytunnel within the UK.

Production

Established in 1969, we are the largest polytunnel manufacturer in the UK.

Our policy of reinvestment into our manufacturing equipment has delivered the most up-to-date facility in our industry including robot welding cells, tube manipulation robots and laser cutting systems. this enables us to manufacture efficiently and accurately, time after time.

Ultimate confidence in our design, materials and manufacturing processes enables us to give our customers peace of mind when choosing one of our structures.

Our experienced sales staff will ensure you get the best possible advice from the UK's largest and longest-established manufacturers, our team have a wealth of horticulture product knowledge (which they love to share).

They will ensure you get the right product to suit your needs.




Easy Build - Hobby Plus



48m Wide x 75m Long Multi-Span Polytunnel




Robotic Tube Manipulation Robot



In-House Design Team



Polytunnels
P 6 - 11



Foundations/Crop Bars
P 12



Door Options
P 13



Ventilation
P 14



Benching/Staging
P 15



Polythene
P 16



Irrigation
P 17



Fruit Cages
P 18 - 19



Raised Beds
P 20



Mini Polytunnel
P 21




Heaters & Fans
P 22




Irrigation Parts
P 23 - 24



Netting & Fabrics
P 25



Cleaners & Disinfectants
P 26



Tapes
P 27



Not all polytunnels are built the same

With over 50 years of experience designing and manufacturing polytunnels, we know that quality counts, that's why we build our polytunnels to last.

If you are comparing us on price against a competitor, you must look at the detail of what you are actually buying, here are some tips on what to look for:

Main Polytunnel Framework

As standard, all our polytunnels are built with ArmourGuard Steel which lasts 10x longer than normal pre-galvanised steel. Our hoops are made of just 2 pieces (the fewer connections, the stronger the hoop). The diameter of the tube size equals strength, and our standard size tube is 32mm, other manufacturers supply 25mm as standard. Need an even stronger tunnel? We also offer a 50mm diameter on our Highlander - Super Strength range, perfect for those exposed areas.

Foundations

We know from experience that the first things to fail on a polytunnel are the foundation tubes as these are in constant contact with the ground which causes ground-level corrosion. Over time, this corrosion will cause them to fail, that is why ALL our foundation tubes have a 2.5mm walled thickness as standard along with our ArmourGuard corrosion resistance finish.

Cover Tensioning System

It's crucial that the polythene cover remains tight throughout the seasons, if not then it will vibrate which reduces its life span considerably. That's why we incorporate our unique cover tensioning system as standard on ALL of our polytunnels.

Easy Build Polytunnels

Don't underestimate the time and effort required to build a polytunnel. With our Easy Build range of polytunnels, we have designed them to be easier and quicker to build by incorporating our wiggle wire fixing system, we also make all our parts pre-cut to length for ease.

Timber or Aluminium

It's simple, timber will rot, aluminium won't. It may cost more initially but in the long run, aluminium will save you valuable time and money and won't need to be replaced when you recover your polytunnel.

Have confidence in who you buy from

Northern Polytunnels have over 50 years of experience designing and manufacturing polytunnels. We pride ourselves on the quality we offer. When you buy a tunnel from us you're buying from an established company that will be here for another 50 years.

Your purchase is a long-term investment which will serve you for many years, so make sure you know what you are getting for your money.

We Are Proud to Work With...



Non-ArmourGuard Corroded Ground Tube



Cover Tensioning System

















Wiggle Wire

Compare our range of Polytunnels

Designed Better
Built To Last



	Allotment	Hobby	Easy Build	Super Strength	Highlander
Cost	£	££	£££	££££	£££££
Cover Fixing					
Trenched into soil	 ✓	✗	✗	✗	✗
Timber Base Rails & Nailed Battens	 ✗	✓	✗	✗	✗
Aluminium Base Rails & Wiggle wire poly fixing	 ✗	✗	✗	✓	✓
Door Frames					
Timber & Nailed Battens	 ✓	✓	✗	✗	✗
Aluminium box profile & Wiggle wire poly fixing	 ✗	✗	✗	✓	✓
Doors					
3 in 1 PVC Zip Door & Vent	 ✓	✓	Rear Door Option	Rear Door Option	Rear Door Option
Timber Hinged Doors	 ✗	✗	✓	✗	✗
Aluminium Sliding Doors	 ✗	✗	✗	✓	✓
Steel size					
ArmourGuard 32mm Diameter	 ✓	✓	✓	✓	✗
ArmourGuard 50mm Diameter	 ✗	✗	✗	✗	✓
Foundations					
Standard Ground Tube 2.5mm thick	 ✓	✓	✓	✓	✓
Screw Anchor	 ✗	✗	✓	✓	✗
Base Plate (for concrete)	 ✗	✗	✓	✓	✓
Ground Anchor Plate	 ✓	✓	✓	✓	✗



Allotment Polytunnel

£



Hobby Polytunnel

££



Hobby Plus - Easy Build

£££



The Highlander Super Strength

££££

Check Out Our Reviews





Super Strength Features
 50mm Ø 2 Piece Hoops as Standard
 Aluminium Box Profile Base Rails
 Aluminium Door Frames & Door
 Heavy Duty Foundation Tubes
 Wiggle Wire Polythene Fixing System



Designed for exposed locations, this is our strongest hobby structure yet.

The Highlander Super Strength has been designed with commercial greenhouse parts and fittings combined with the 'Easy Build design' features and outstanding strength, this makes the Highlander the class-leading hobby polytunnel on the market.

Features

- 50mm ArmourGuard Steel Tube Framework
- 2 Piece Hoops for Strength
- Aluminium Box Profile Base Rail
- Aluminium Box Profile Door Frames
- Aluminium Sliding Door
- Heavy Duty 2.5mm Thick Foundation Tubes
- Northern Polytunnels Unique Cover Tensioning system

Optional Extras

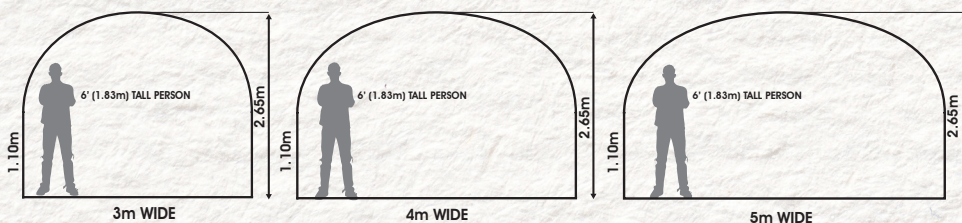
- Side and Roof Ventilation
- Crop Bars
- Benching
- Irrigation
- Heating
- Ground Cover
- Zip Door
- Double Door - (width dependant)



See pages 10 & 11 for more information



Widths





Easy Build Features

- 32mm Ø 2 Piece Hoops as Standard
- Wiggle Wire Profile Base Rail
- Aluminium Door Frames & Doors
- Screw Anchor Foundations & Tubes
- Wiggle Wire Sheet Fixing



£££

The Hobby-Plus Easy-Build is our simplest to build hobby structure.

The Hobby-Plus Easy-Build Poly tunnel is a premium, all-aluminium, Hobby structure. It has been designed to be as simple as possible to construct while maintaining the quality and durability that Northern Polytunnels is known for.

Features

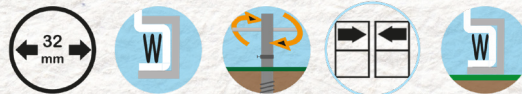
- 32mm ArmourGuard Steel Tube Framework
- 2 Piece Hoops for Strength
- Aluminium Profile Base Rail
- Aluminium Profile Door Frames
- Aluminium Sliding Door
- Heavy Duty 2.5mm Thick Foundation Tubes
- Northern Polytunnels Unique Cover Tensioning system

Optional Extras

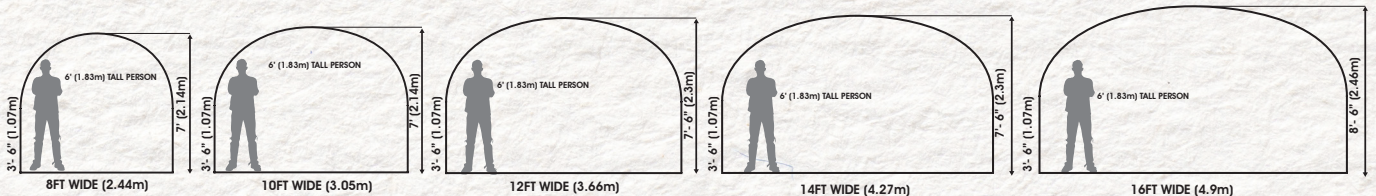
- Side and Roof Ventilation
- Crop Bars
- Benching
- Irrigation
- Heating
- Ground Cover
- Zip Door
- Double Door - (width dependant)



See pages 10 & 11 for more information



Widths





Hobby Polytunnel Features
 32mm Ø 2 Piece Hoops as Standard
 50mm x 75mm Tanalised Timber Base Rail
 Timber Door Frames & Doors
 Concrete in Foundation Tubes



Our mid-range polytunnel comes with everything you need to build a strong structure.

Requiring a little more DIY expertise compared to our Hobby Plus Easy Build, the Hobby kit allows for the polythene to be attached by battens to the base rail, quicker and easier to build compared to the trenched-in aspect of the Allotment Polytunnel.

Features

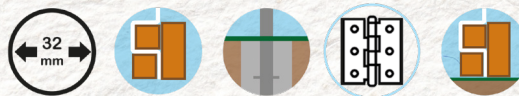
- 32mm ArmourGuard Steel Tube Framework
- 2 Piece Hoops for Strength
- Tanalised Wooden Base Rail
- Tanalised Wooden Door Frames
- Tanalised Wooden Hinged Door
- Heavy Duty 2.5mm Thick Foundation Tubes
- Northern Polytunnels Unique Cover Tensioning system

Optional Extras

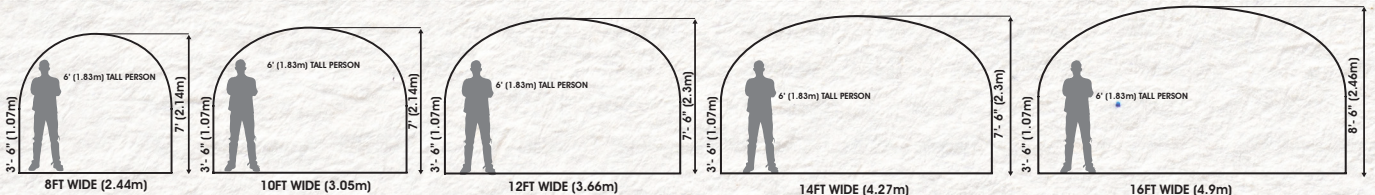
- Side and Roof Ventilation
- Crop Bars
- Benching
- Irrigation
- Heating
- Ground Cover
- Zip Door



See pages 10 & 11 for more information



Widths





Allotment Polytunnel Features
32mm Ø 2 Piece Hoops as Standard
Concrete in Foundation Tubes
Option to Supply Your Own Timber



Gives seasoned growers everything they need to make their own ideal growing space

Growing sustainably undercover shouldn't cost a fortune, and our Allotment Polytunnel offers a high-quality kit. It contains the same heavy-duty steel framework as our popular Hobby Plus - Easy-Build Polytunnel, but without the added extras giving you the basics that you need.

Features

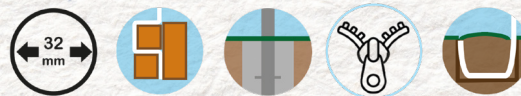
- 32mm ArmourGuard Steel Tube Framework
- 2 Piece Hoops for Strength
- Tanalised Wooden Base Rail
- Tanalised Wooden Door Frames
- Tanalised Wooden Hinged Door
- Heavy Duty 2.5mm Thick Foundation Tubes
- Northern Polytunnels Unique Cover Tensioning system

Optional Extras

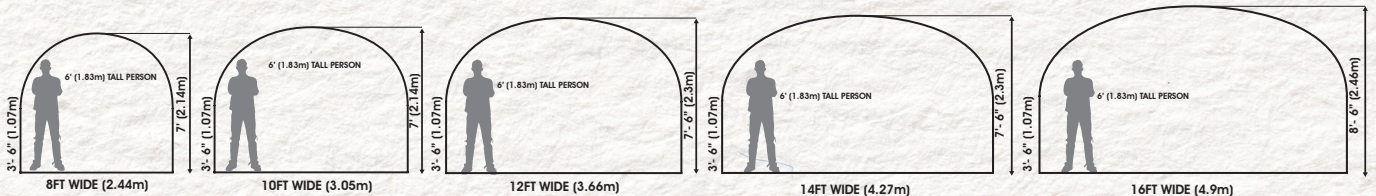
- Roof Ventilation
- Crop Bars
- Benching
- Irrigation
- Heating
- Ground Cover
- Hinged Doors



See pages 10 & 11 for more information



Widths



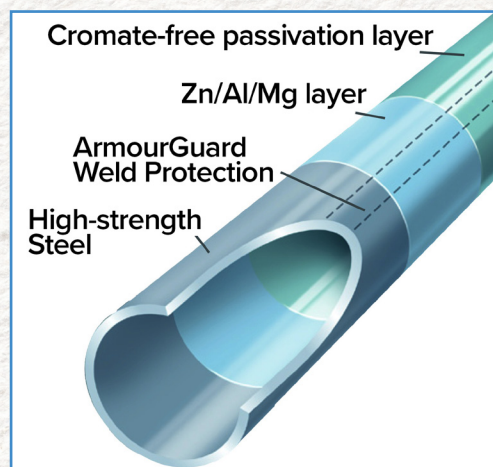


ArmourGuard

ArmourGuard® is Northern Polytunnels' newly developed high-endurance tube, combining extraordinary levels of corrosion resistance with the durability of high-strength steel. ArmourGuard® offers up to 20 times the corrosion resistance of an ordinary pre-galvanised tube thanks to its revolutionary zinc, aluminium and magnesium coating.

Environmentally Friendly

ArmourGuard® even protects the environment by reducing the amount of zinc which is used in the manufacturing process compared to fully galvanised steel tubes, and by extending the product life.



50 Years of Exposure without Deterioration

ArmourGuard® is designed not just to survive in the most hostile environments but also to offer extreme longevity. In exhaustive tests carried out by Rotech Laboratories, one of the UK's leading test houses, ArmourGuard® endured the equivalent of 50 years of exposure to the harshest elements without undue deterioration.


NP Cover tensioning system

It's essential for the poly cover to be drum-skin-tight, this stops the polythene from vibrating in the wind, causing it to degrade quickly.

As part of the maintenance of your polytunnel, the cover must be kept tight. If your cover is installed when it is cold it will need tensioning when the temperature rises.

Our cover tensioning system is simple just loosen the collar (A) lift the hoop (B) lift the collar and re-tighten in place.

We build this feature in all our polytunnels as it is essential for the life of the poly cover.



Two Piece Hoops...

...Stronger than 3 or 4 section hoops

Hoops that are made from three or four sections are easier to make and more convenient to deliver, however, they are not as strong as a two-piece hoop and often require extra bracing bars to support them.

That is why we only make two-piece hoops on our hobby range of polytunnels.



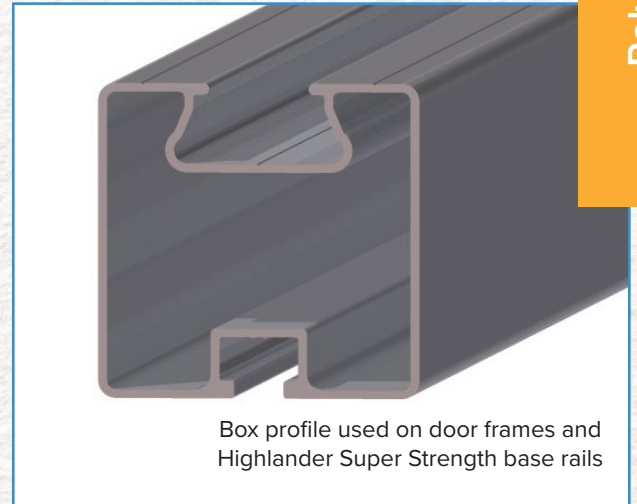


Easy-Build polytunnel from Northern Polytunnels is by far the quickest and easiest polytunnel to build on the market. Simplicity and ease have been the driving force behind our Easy-Build design.

In a nutshell, we wanted to design the strongest polytunnel, which could be built in a fraction of the time without any specialist tools.

Our first move was to replace all the timber with our specialist-designed aluminium profiles, as it's free from defects (such as knots, splits etc) and will last a lifetime.

We cut every piece of aluminium precisely to length removing the need to trim off any excess saving time and effort for you.



Box profile used on door frames and Highlander Super Strength base rails



Hobby Plus Base Rail

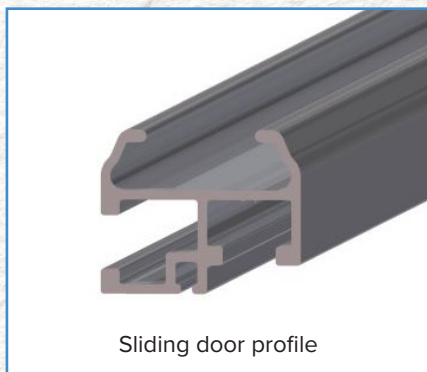
The aluminium profiles are designed to take our wiggle wire fixing system, this makes the poly quick and easy to fix by simply weaving the 'W-Wire' into the open channel of the aluminium rails & frames, securely trapping the polythene in place.



Don't worry if you need to redo a section, it's easily unclipped and can be 'wiggled' back into place ensuring a tight, neat finish every time.


Doors

Are generally the hardest part to get right when using timber as all the pieces need to be cut accurately and assembled squarely, then when you've done all that, hinged doors have a tendency to drop over time.



Sliding door profile

For the Easy Build, we designed a new aluminium door with laser-cut bolt-together corner plates to make it easy to assemble, a brush strip to seal the door and wiggle wire poly fixing to make it easy to cover.




Door profile with corner plate and brush strip

Screw Anchor Foundation Tubes

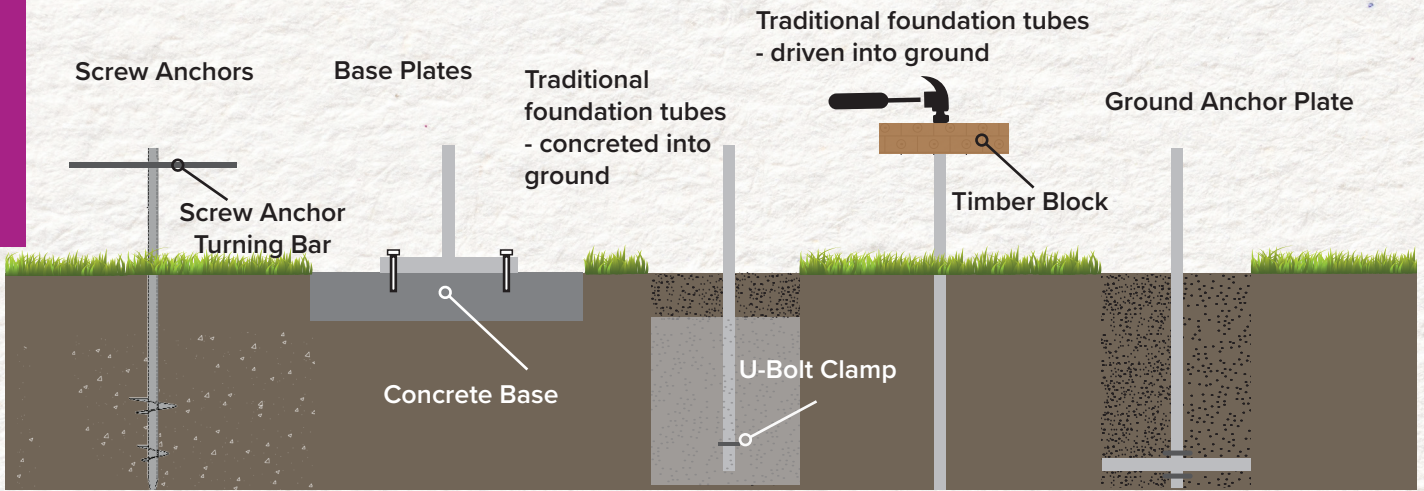
These are by far the most popular method of polytunnel foundation and remove the need to dig any holes. It only takes 1-2 minutes to secure each one into position, a fraction of the time it takes to install other types of foundations.

Standard on our hobby plus range and options on the hobby range build polytunnel. Our Highlander range has concreted foundations for extra strength.





Foundation Options



Screw Anchor Foundation Tubes

By far the most popular method as it removes the need to dig any holes. Suitable with most types, especially clay soils. Avoid only on ground with a high stone/rubble content, peat soils or loose ground which has been recently disturbed or deeply cultivated.

Only takes 1-2 minutes to secure each one in position, a fraction of the time it would take to install ground anchor plates, without the mess or exertion.

Screw anchors also incorporate our unique, polytunnel cover tensioning system, where the hoops are raised (and locked in place) after the cover is attached to achieve a drum-skin-tight finish. The tighter the cover the longer it will last!

Available on the **Easy Build** range and **Hobby Range**

Base Plates (for concrete base)

Base plates are only used when fixing onto a solid concrete base or railway sleepers. Supplied with fixing bolts

Available on **The Highlander**, **Easy Build** and **Hobby** range.

Brace & Ridge Bars



Traditional Foundation Tubes - Concreting method:

The traditional method is to dig a hole (35cm square x 50cm deep) and set the foundation tubes in concrete. A secure method. Generally used where screw anchors aren't suitable.

Traditional foundation tubes - Driven into the ground:

Foundation tubes are knocked in the ground, leaving 35-45cm protruding. This method is usually only used where the polytunnel cover is trenched into the ground.

Available on all our polytunnels.

Ground Anchor Plates (Ground Anchors)

Generally only used where screw anchors and traditional 'concreted' foundation tubes are not the preferred choice. Less secure than other options.

The foundation tubes have a metal plate fastened at the base which sits in the ground in a hole (35cm square x 50cm deep), then backfill with earth. These are suitable when screw anchors can't be used (e.g stoney ground) and where concreting isn't an option.

Available on **Allotment**, **Hobby Range** and **Easy Build** range.

Brace Bars (Widthways Crop Bars)

Although often used to hold hanging baskets or to support lateral poles on which to tie up your tomatoes, peas etc, they are more often added to a polytunnel to give it extra strength. Even though we boast that our polytunnels are the strongest available, they give peace of mind during severe, windy storms and also when heavy snow is expected. They increase the structural strength by at least 20%. Can be retrospectively fitted to existing polytunnels.

Available on all our ranges

Additional Ridge Bars (Lengthways Crop Bars)

Your basic polytunnel should always have a central ridge bar, but additional ridge bars can be added to either one or both sides of a polytunnel. They will of course increase the strength a little, but the main use for these is to provide crop support along the length of the polytunnel. They can be positioned and re-positioned to the most convenient place for the crop you are growing.

Available on all our ranges



Our range of polytunnels comes with the option of either; aluminium sliding doors, our unique 3in1 PVC Double Zip Vent Door or our timber door kit.



Single Aluminium Sliding Door

Aluminium Sliding Doors

Made from easy-to-assemble aluminium sections and incorporating our unique 'W-Wire' polythene fixing system.

Supplied with enough materials to fully clad it with polythene, or to clad the top half with netting for extra ventilation.

This door can be fitted to both aluminium or wooden framed polytunnels.

We are the only manufacturer who offers long-life aluminium doors.



Timber Door

Timber Single Door

Our timber single-door pack comes with everything you need and is ready to assemble with both diffused polythene and netting options.


The hinged door easily attaches to your wooden door frames or your aluminium door frames, depending on which polytunnel you have.

The framework sections are cut to size and diffused polythene and netting are included so you can choose all netting, all polythene or half and half.

PVC Double Zip Vent Door

A PVC 3in1 door that suits all weather and gardeners. This door comes with 2 heavy-duty zips for ease of access, a Velcroed panel that can be removed partially or entirely to allow as much or as little ventilation as required and two Velcro tabs that secure your door in place out of the way for those long hot summer days.

To install, simply baton the PVC panel to a wooden door frame or install it to an Easy Build aluminium C channel with wiggle wire.





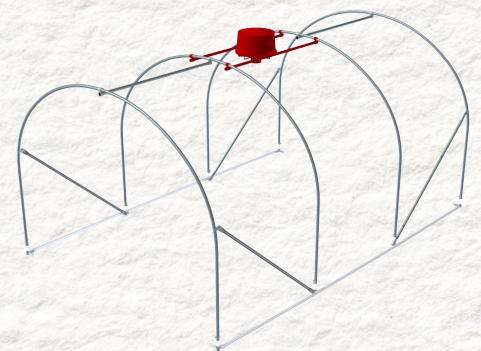
Side Ventilation



Although doors allow adequate ventilation on shorter polytunnels throughout most of the growing season, additional ventilation is often required. This simple-to-operate, low-cost ventilation system offers a practical solution during the summer months, especially for longer polytunnels where stale, humid air can build up in the centre of your polytunnel. Simply wind up the polythene side screen/s when required, and wind down when you want to retain the heat. Can be fitted to one or both sides of your polytunnel. The kit includes aluminium side rail, external polythene wind-up screen, and netting (to cover the ventilation holes). The holes are cut into the main cover once the side rail has been attached. This kit can be fitted to existing polytunnels.

Available on Super Strength, Easy Build and Hobby Ranges

Easy to install roof vent, with simple pull-cord operation.



Support Bar Kit for 32mm & 50mm Hoops
(sold separately)

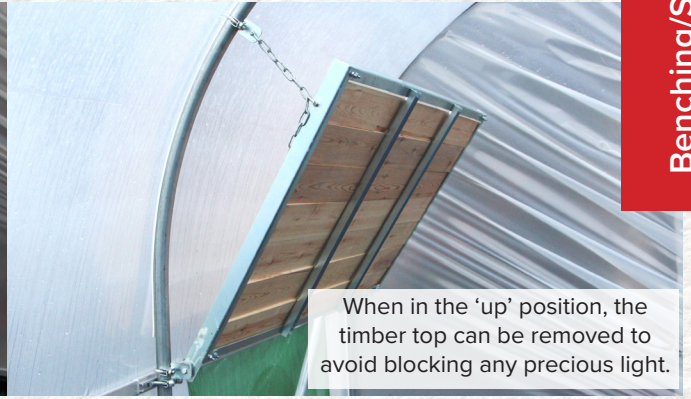
Used to release excessive heat build-up in your polytunnel without having to open the doors. The spring closing design allows it to be closed tight shut when ventilation is not required. Useful in longer polytunnels where heat can build up in the middle, or when the doors need to be closed (e.g. to keep unwanted visitors out).

Simply cut out a 30-35 cm hole in the roof of your polytunnel cover, insert the fan from the inside in a rotating motion, clip on the support bars (sold separately) and it's done.

Roof Vent Weight: 2.3kg
Top outlet diameter: 41cm
Base inlet diameter: 48cm
Overall width: 53cm
Height: 28cm



Drop Down Polytunnel Bench




When in the 'up' position, the timber top can be removed to avoid blocking any precious light.

This drop-down bench is great for potting up in the polytunnel and once you're done you can simply secure it out of the way. Easily installed in new or existing polytunnels. Several can be linked together to create a continuous bench.

Frame: Galvanised steel Top: Tanalised timber

Staging



Our polytunnel staging kits are a low-cost solution where a full-length bench is required for your polytunnel. We ONLY provide the steel frame, leaving you to provide your own tabletop. Some customers use heavy-duty, galvanised weld mesh, whereas others choose timber slats. Whatever your choice, our staging kits provide the ideal framework on which to grow your potted plants. Supplied with fasteners for fixing timber slats (Timber not included). Can be installed in new and existing polytunnels.

Free Standing Benching



Easy to assemble flat-pack bench, manufactured from 25mm pre-galvanised steel tube with a steel mesh top. Supplied with four corner bracing bars to give extra stability. The bench is 1m wide, 0.8m high, and comes in 1.2m long sections, allowing you to create a continuous bench to suit the length of your polytunnel or plant display area.

Width: 1m

- Unlimited length (in 1.2m increments) minimum length 2.4m
- Robust design
- Fully galvanised
- 3" x 1" Steel mesh top (3mm diam.)
- Quick self-assembly
- Simple slot together frame



Polythene film: Diffused or Clear?

Light Transmission

- Light transmission is the quantity of light going through the polythene, measured by %.
- For temperate climates, a rate of higher than 85% is the target.

Thermal Efficiency

- Where the heat in the tunnel is retained during the night.
- This is measured by thermal retention + thermal transmission = 100 and is expressed as %.
- The higher the thermal efficiency, the better the polythene retains heat.
- The higher the thermal transmission the more energy is lost.

Anti-Drip

- The anti-drip coating reduces condensation droplets and produces more of a film of water.

Benefits of Anti-Drip

- Reduces the risk of droplets then dripping which can cause fungal diseases.
- Improves the quality of light for photosynthesis, Droplets of water cause light refraction reducing the quality of light.

Note: requires adequate management of the internal micro-climate through ventilation.



Light Transmission	Up to 92%
Thickness	720g (180 micron)
Thermic Effect	Over 80%
Diffusion	Less than 35%

Lumisol Clear - Clear Polythene

The clear polythene improves the passage of light into the tunnel to promote photosynthesis.

Clear polythene is measured by haze. The lower the % the clearer the polythene appears and the more light is allowed to be transmitted.

- Our clear polythene has 30-35% haze.
- Our clear polythene has 88-92% light transmission.
- Our clear polythene has 80-85% thermic effect.

Benefits of clear polythene

Improves the quantity of light to encourage photosynthesis.
Encourages early crop yields and crop strength.
Increases daytime temperatures.

5-year incremental guarantee, although a 12-14 year lifespan is not uncommon.

Lumisol Clear



Lumisol Diffused



Light Transmission	Up To 90%
Thickness	720g (180 Micron)
Thermic Effect	Over 80%
Diffusion	Up To 90%

Lumisol Diffused - Diffused Polythene

The diffusion effect ensures better light distribution inside the polytunnel, Diffused Polythene is measured by haze. The higher the % the cloudier the film is, the more light it defuses.

- Our diffused polythene has 90-93% haze.
- Our diffused polythene has 87-91% light transmission.
- Our diffused polythene has 80-85% thermic effect.

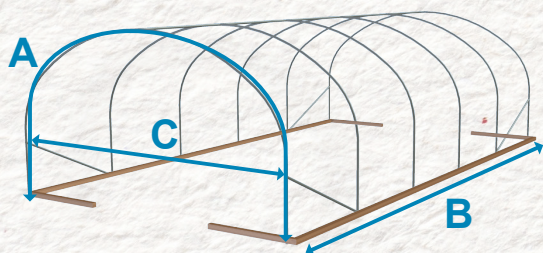
Benefits of diffused polythene:

Reduces the stressful effect of direct sunlight on the plants.
Reduces the risk of leaf burn and crop deformation.
Encourages a more uniform ripening and colouring of the fruit as less shadowing is cast.
Note: designed for use in very luminescent areas of the UK.

5-year incremental guarantee, although a 12-14 year lifespan is not uncommon.

Calculating your sheet width:

Measure the circumference of the polytunnel (A) and then make the following allowances:



Fixing method	Add per side (approx.)
Trenching into the ground	1m (3ft)
Fixing to a base rail	0.5m (1'6")
Fixing to a side rail	0.5m (1'6")

Calculating your sheet length:

Measure the length of your tunnel (B), make an allowance for the ends (cover is fixed to door frames clipped to hoops.) The width of the structure (C) and the width of the doors are the main considerations. When fixing to the door frames you should add 2m (6ft 6in) per end, a 6.1m (20ft) tunnel, order a 10m (33ft) sheet. For a 14ft (4.27m) wide polytunnel with single doors at both ends, add another extra metre to be safe.

Width of tunnel	Trenched	Base Rail	Side Rail
8ft (2.44m)	9.2m	7.3m	7.3m
10ft (3.05m)	9.2m	7.3m	7.3m
12ft (3.66m)	9.2m	9.2m	7.3m
14ft (4.27m)	9.2m	9.2m	7.3m
16ft (4.9m)	9.2m	9.2m	7.3m



Drip-Line: The Most Water-Efficient Method Of Soil Irrigation



The need for water conservation makes a Drip-Line kit the ideal low-level watering system which places the water where it is required, on the roots, not the foliage/flowers or soaking the pathway. It also saves time, money and effort.

Supplied with all the necessary fittings, drippers, and a hose connector. The kits are supplied with plenty of pipe and fittings for both sides of the polytunnel. Ideal for both polytunnels and raised beds. The kit comes with a 16mm OD (1/2" ID) commercial dripline, with pressure compensating emitters positioned every 30cm (12") along the pipe to ensure even irrigation over three runs per side. Supplied with plain 16mm OD black header pipe for the manifold. Hose connector and all fittings included.

Overhead Sprinkler: For A Blanket Coverage



A little less water-efficient than dripline, Overhead Sprinkler kits imitate rainfall, gently watering the whole area, ensuring blanket coverage inside your polytunnel tunnel.

The Overhead Sprinkler Kit is fastened to the central ridge of your polytunnel with individual sprinklers suspended on 30cm drop tubes. Although its popularity has declined in recent years, it's still the preferred system for a lot of growers.

The kits are supplied with commercial sprinklers, all the necessary fittings and a hose connector. This central, single spray line is suitable for polytunnels up to 16ft wide. Can be operated with a water timer.

Self-Adhesive Guttering: Harvest Rainwater For Future Use



Harvesting rainwater takes advantage of a clean and free source of water. Socially acceptable and environmentally responsible, it promotes self-sufficiency and helps conserve resources, and unchlorinated rainwater is better for cultivated plants and crops.

Our simple self-adhesive gutter strips can be easily fitted to new/existing tunnels to provide an excellent method of water collection.



Victoriana Features

- 25mm Ø ArmourGuard Steel Tubes
- 1.5mm Wall Thickness
- 2.5m Module Sized
- Domed or Inverted Roof
- A Choice of Finials

ArmourGuard

Inverted Arch Victoriana

Introduce a fruit cage to your garden or allotment and enjoy the taste of your very own home-grown fruit and vegetables without worrying about birds and pests taking a bite first.

Victoriana Fruit Cage

The beautiful, hand-crafted Victoriana Fruit Cages offer an added air of elegance to your fruit-growing requirements compared to the Traditional flat roofed option.

The Victoriana can be constructed either as an Inverted arch, or as a Domed Roof as all the parts and fittings are included for either option, the only choice you have to make when making your purchase is which Finial you'd like, either Acorn or Sparrow Hawk?



Traditional Features

- 25mm Ø ArmourGuard Steel Tubes
- 1.5mm Wall Thickness
- 2.5m Module Sized

ArmourGuard

Traditional Flat Roof Fruit Cage

Offering high quality whilst being great value, our traditional flat roof fruit cage is so versatile it'll fit within any surroundings from allotments to large open orchards. Choose either Galvanised Steel or Powder Coated Black and with our easily fitted door kit, you can add as many doors as you wish.



Traditional Fruit Cage



Domed Roof Victoriana

Like all Northern Polytunnels products, we design with quality and strength in mind, not cost! Our fruit cages are manufactured from a 25mm diameter ArmourGuard galvanised steel tube with a 1.5mm wall thickness, this galvanised tube is then powder-coated for our black colour options.

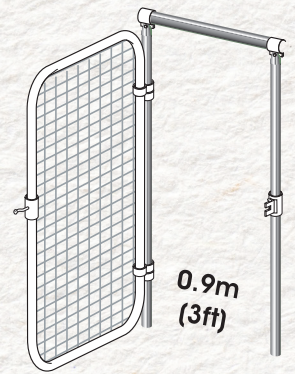
Connecting Joints

The main part of any fruit cage are the connecting joints, this is where we have built-in strength, exactly where it's needed, they are tubular with welded joints, not plastic inserts which fail over a relatively short period of time.



Doors

Supplied with hinges, door fasteners and individual door posts. For ease of access, you can add an extra door to any size fruit cage.



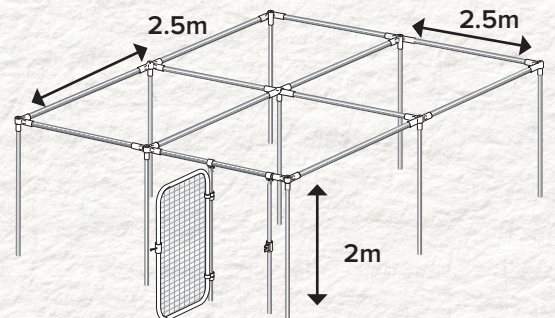
Extra door kit includes; two independent upright door posts allowing the door to be positioned anywhere around the cage perimeter.

Our fruit cages are made up of modules.


Each measure 2.5m x 2.5m and are easily connectable, therefore any size of fruit cage can be supplied in 2.5m increments.

If this doesn't fit your size requirement, the tubes can be cut down to fit your exact growing area.

The tubes are connected with galvanised steel connecting joints, which are swaged to provide a neat and robust connection. This produces a framework which is up to 30% stronger than competitive systems.




Side Extruded Anti-Bird Netting



This black net is rigid and high strength, UV stabilised (UVI) and rot-proof. It is ideal for use on fruit cage sides.

Mesh Size: 18mm x 18mm
Weight: 80g/m²

Top Knitted Anti-Bird Netting



Great for stretching over our fruit cage roofs. It is a UV-stabilised (UVI) knitted polyethylene monofilament (HDPE) that is flexible and manoeuvrable.

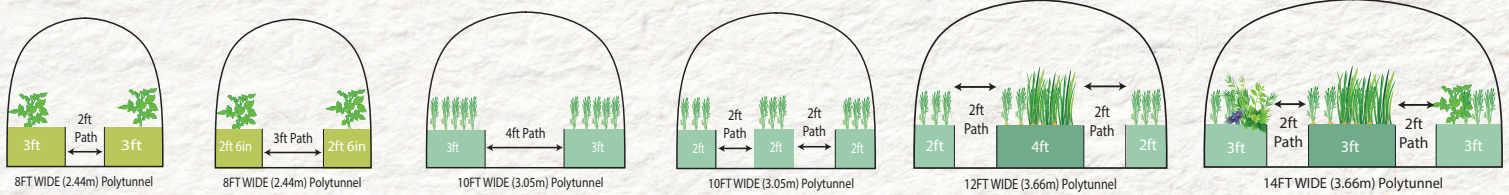
Mesh Size: 20mm x 20mm
Weight: 30g/m²



Each Raised Bed Kit is 15cm (6") high and is fully stackable

Raised beds are a great way of growing a wide range of plants, and are particularly popular for growing fruit and vegetables. They boost drainage and can be used to introduce a different soil type to your garden. Raised beds are also a useful way to garden if you have restricted mobility, as they reduce the need to bend. The higher level of the soil also encourages beds to warm up faster in the spring, allowing the season to start earlier.

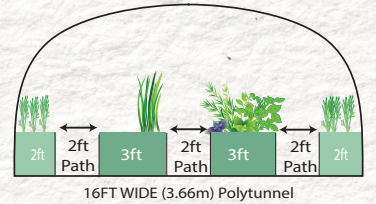
Available in a range of widths and lengths to suit any polytunnel.



Each bed consists of:

- 1 single layer of Pressure treated 6" inch high by 2" thick timber.
- Heavy-duty stackable corner or side brackets.
- Configure to the size of your tunnel.

These beds can be added in both length and height to provide the best possible growing area for your needs.



Extra Strong Brackets: Our industrial strength brackets are made from zinc-plated steel; the extra strength gives you confidence that the beds won't break or bow when full of heavy soil. Our brackets are designed for maximum strength and minimum effort with a swaged end which enables the brackets to be stacked.

Good Drainage: As the soil level is above the normal height of the garden/allotment, any excess water will be drained, leaving the perfect growing conditions for your plants

Grow What You Choose: As a raised bed contains fresh soil, you can control the conditions of your growing area. This allows you to monitor the pH level, nutrient levels and even help prevent weeds.

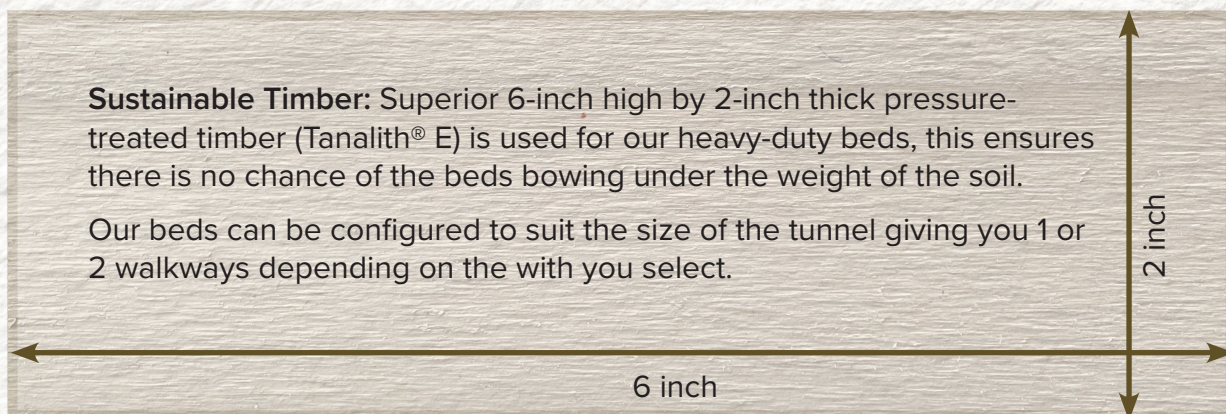
Protected Plants: As the raised beds stand out from the normal growing areas the likelihood of damage being caused will be dramatically reduced.



Side Bracket



Corner Bracket



Sustainable Timber: Superior 6-inch high by 2-inch thick pressure-treated timber (Tanalith® E) is used for our heavy-duty beds, this ensures there is no chance of the beds bowing under the weight of the soil.

Our beds can be configured to suit the size of the tunnel giving you 1 or 2 walkways depending on the with you select.

1.2m Raised Bed Mini Polytunnel

Designed Better
Built To Last



Mini Polytunnel



This mini polytunnel kit can be mounted directly onto our raised beds to give early-season protection against the elements. They increase the spring soil temperature for earlier crops and better yields and when ventilation is needed the sides can be lifted to allow fresh air to circulate.

The frame can also be covered with bird netting or insect netting to protect your crop from pests.

Available in 4ft widths and multiples of 5ft lengths.

Our fixing bracket either slots into our raised bed fittings or screws to any timber raised bed.

The kit includes the hoops, ridge, fixing brackets, screws, cord and 150-gauge cloche film poly cover.



Screw to Timber



Slot into our raised bed bracket


1.2m Super-Cloche Hoops



Create your own cloches with our Extra strong cloche hoops, these can be covered with various materials including polythene, bird netting, shade and insect netting. Depending on what crop you want to grow or protect they're simple, strong and designed for year-on-year use.

The kit comes with our ground tubes which knock into the ground and has a hook which is used to fix the cover securing cord.

Kit includes 2 ground tubes 2 half hoops and a cover securing cord



Footing Tubes



Fans and fan heaters improve circulation and control the temperature, protecting against frost and cold weather.

Shilton LPG Greenhouse Heaters



Shilton 1.5 & 3kW



Shilton 6.0kW

For years one of the most popular polytunnel heaters, the Shilton has been trusted by gardeners for decades and is available in three sizes:

- 1500 with an output of 1.5kW
- 3000 with an output of 3.0kW
- 6000 with an output of 6.0kW

Features include:

- Thermostatic control snapping down to an economical pilot flame.
- Ignition is by a simple Piezo push button.
- Safety with a flame failure device.
- The long-lasting aluminium-enclosed steel body is powder coated in a smart red finish.
- Choice of LPG or Natural Gas supplies.
- The LPG model requires a hose and regulator.
- The Natural Gas model requires an NG connection kit.

Electric Greenhouse Heaters



Levant Plus Fan Heater 1.8kW

Controlled by a thermostat which cuts the heat supply once the desired polytunnel temperature is reached.

- Fan heaters improve circulation and control the temperature, protecting against frost and cold weather.
- These units can be used as fans in the summer months by switching off the heating unit.
- Can be hung from the hooks and chains supplied.
- Size 250mm. x 220mm. Diameter
- Ideal for a smaller polytunnels and greenhouses.



Elite Plus Fan Heater 2.7kW.

The thermostat control cuts the heat supply when the selected temperature is reached. This model has an ergonomic handle, wider legs for increased stability, rubberised flex and a thermal safety cut-out.

- The unit can be floor or bench mounted on the feet supplied
- Chains and hooks are provided to suspend the heater from the roof
- These can be used as fans in the summer months by switching off the heating unit
- Size 410mm. x 210mm. Diameter
- Ideal for small to medium polytunnels and greenhouses

Electric Greenhouse Heaters






Levant Fan Only




Good circulation is very important in polytunnels. As well as reducing condensation, the air movement will improve heat distribution and reduce temperature gradients.


- Levant fans are especially designed to deter Botrytis and other airborne fungal diseases.
- The casings are stainless steel with sealed motors for continuous running.
- Hooks and chains are supplied to hang from the roof of the green house or shed.
- Size 250mm. x 220mm. Diameter.




Brass Snap Couplings - Fit With Hozelock Type Fittings



Female Threaded Click-Fit Adaptor Universal click-fit connection. 		Male Threaded Click-Fit Adaptor Universal click-fit connection. 		Click-Fit Double Adaptor Universal click-fit connection. 	
Ref	Size	Ref	Size	Ref	Description
CFA 75	3/4" Female	CMA 75	3/4" Male	CMC 01	Click-Fit Connector

Click-Fit Hose End Adaptor Connects hose to universal click-fit adaptor. 		Hose Joiner Used to join two hoses together. 		Jubilee Hose Clips 	
Ref	Size	Ref	Size	Ref	Fits hose size
CHC 50	Fits 1/2" Hose	CHJ 50	Fits 1/2" Hose	WDC 002	1/2"(12.5mm)
CHC 75	Fits 3/4" Hose	CHJ 75	Fits 3/4" Hose	WDC 003	3/4" (19mm)

Two Way Tap Outlet Inlet: 3/4" Female BSP connection. Outlet: Universal click-fit connection. 	
Ref	Description
CDT 75	2 Way Valve


Adjustable Metal Spray Gun Hose Connection: Click-fit Material: Zamac Colour: Grey / Black 	
Ref LAN 16	

Soft Rain Lance Aluminium lance Inlet: Threaded 3/4" Female Outlet: Threaded 3/4" Male 		Click-fit adaptor sold separately.
Ref	Description	
LAN 010	40cm Trigger Lance	
LAN 011	60cm Trigger Lance	
CMA 75	3/4" Male BSP Click-Fit Adaptor	


Heavy-Duty Hose Pipe - Commercial Grade (as used in nurseries) Extremely hard-wearing, anti-kink hose, used by professional landscapers, plant nurseries and garden centres. This hose has a pressure rating of 8 bar (145psi). Most household cold water tap pressures are 1.5-3 bar. Standard-size garden hose is usually 1/2" (12.5mm) inside diameter, but for long runs, a 3/4" (19mm) hose will deliver more water and maintain a higher pressure.  		
Ref	Inside Diameter	Roll Length
THA 025	1/2" (12.5mm)	25mtr (82ft)
THA 050	1/2" (12.5mm)	50mtr (164ft)
THB 025	3/4" (19mm)	25mtr (82ft)
THB 050	3/4" (19mm)	50mtr (164ft)





This low-cost, easy-to-use irrigation pipe can be used to transport water around your polytunnel or garden, linking the separate irrigated areas together. Usually connected to a water timer or tap at one end, taking the water to each of your irrigation systems i.e. polytunnel, veg patch, garden borders, hanging baskets, patio planters etc. Often used to create a manifold for dripline or Porous Pipe systems. Also used with PVC microtube and our adjustable spike-mounted emitters to create the ideal low-volume watering system for irrigating individual plants, baskets, troughs and tubs. Not designed to be kept under constant water pressure, and not suitable for drinking water.


<h3>Irrigation Water Pipe</h3> <p>Low-density polyethylene pipe, is widely used in commercial irrigation systems to transport water from area to area or bed to bed. For use with our range of plastic barbed fittings.</p> <p>Top Tip: Dip the end of the pipe in hot water to soften it. This will make it much easier to insert the fittings.</p> 	
Size	
16mm x 50m	
16mm x100m	


<h3>Pipe Clips</h3>  <p>Screws not supplied.</p>
Size
16mm


<h3>16/20mm Pipe Stake</h3>  <p>To secure pipe to the ground.</p>
Size
Pipe Stake


<h3>Barbed Valve</h3> 
Size
16mm

<h3>Elbow Connector</h3> 
Size
16mm

<h3>Single Timer with LCD</h3> <p>3 programming buttons and easy-to-read digital screen. 2 daily watering cycles of varying lengths ranging from 1 minute to a max of 23hr 59 mins.</p> <p>Weekly watering cycles may also be programmed (and stored) except for the days you wish to omit.</p> <p>Display denotes all information using easy to understand symbols and numbers.</p> <p>Electronic components are sealed. Supplied with 1/2" hose connector.</p> 	
No. of Lines	Single
Power	1 x 9v Battery
Pressure	0.1 to 12 bar
Inlet	3/4" Female BSP
Outlet	1/2" Male BSP

<h3>Plug</h3> 
Size
16mm

<h3>Straight Connector</h3> 
Size
16mm

<h3>Barbed Female Threaded Adaptor</h3> 
Size
16mm x 3/4"

<h3>Tee Connector</h3> 
Size
16mm



Knitted Anti-Bird Netting




This anti-bird netting is great for stretching over our fruit cage roofs. It is a UV-stabilised (UVI) knitted polyethylene monofilament (HDPE) that is flexible and manoeuvrable.

Mesh Size:

8m and 20m wide has a 20mm x 20mm mesh
4m, 6m and 12m wide has a 25mm x 25mm mesh
Weight: 30g/m²

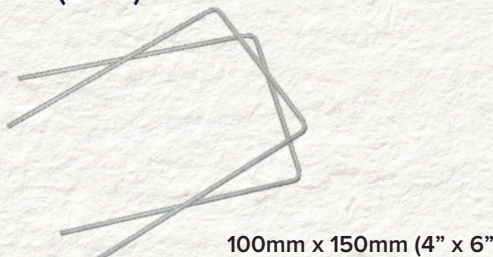
Shade / Side Vent Netting



This netting will provide you with 40%-45% shade value. The net is a UV stabilised (UVI), knitted polyethylene monofilament. Can be suspended above your crop to provide shading. Also often used as low cost windbreak netting.

Shade Value: 40-45%
Width: 1m, 1.5m, 2m, 3m
Weight: 90g per m²

Ground Staples (x100)



Ground Pegs (x100)



Polypropylene pegs for securing ground fabrics and fleece.
Head Diameter: 3cm

Extruded Anti-Bird Netting



This black net is rigid and high strength, UV stabilised (UVI) and rot proof. It is ideal for use on fruit cage sides.

Mesh Size: 18mm x 18mm
Weight: 80g/m²

Professional Capillary Matting




Lantor™ capillary matting. Used for bottom watering, either on benches or on the floor. Heavy duty material (247g/m²) made from 100% sterilised wool fibre. Each square metre will hold 3ltr water.

1.22mtr (4ft) wide, available off the roll.

Sold by the running metre

Ground Cover Fabric

UV stabilised / long effective life.



Colour:
Black with green grid lines
Weight:
100gr/m²
Light Transmission:
Less than 5%
Water Permeability:
15ltr/m²/second
(EN ISO 11058)
Grid Lines:
25cm x 25cm for accurate plant spacing

With less than 5% light transmission, ground cover is an effective weed control fabric. Manufactured from black polypropylene (100gm/m²) with 25cm x 25cm green grid lines for accurate plant spacing. Optimum water permeability (15ltr/m²/second). Ideal for above-ground or below-ground applications.

Roll Widths: 1m, 1.3m, 2m, 3.3m, 4m, 5.5m



Sunclear Anti-Condensation

Applied to the inside of polythene, Sunclear alters the behaviour of the surface as droplets are unable to form and so the loss of light caused by condensation is greatly reduced. Can be applied to any of the flexible or rigid plastics used in greenhouse constructions and whilst Sunclear was developed specifically for UVI polythene, PVC and polyester sheeting also responds well to treatment.

Up to 25% more light transmitted.

Non-toxic and easily applied by spraying or painting.

Dripping is eliminated (dripping can promote fungal diseases such as Botrytis).

Coverage: Covers up to 900m² (9500ft²) or a 21ft x 100ft polytunnel.

Ref	Description
ACC100	946ml

Horticultural Disinfectant - Hortisept Pro

Hortisept is a specifically formulated blend that is bactericidal, fungicidal and virucidal yet user and environmentally sensitive. Free from alcohol, acid, aldehydes, chlorine, phenols or halogens, making it a safer alternative to aggressive or corrosive chemicals.

Hortisept disinfects continuously and repeatedly and effectively controls a wide variety of pathogens on hard surfaces. Hortisept prevents microbes from growing and spreading in a way that is not harmful to the environment and will not affect plants or shrubs if accidental contamination occurs. For best results clean and remove all organic matter using Verritex or Polytex before disinfecting with Hortisept.

Rates: Dilute with water at 1:25 to make an active solution.

Coverage: 1ltr will cover approx. 1010m²



Ref	Description
HSP 100	1ltr
HSP 500	5ltr

Polythene Cleaner - Polytex Pro

The green residue that originates from nearby trees can greatly reduce light through your cover and as soapy water adversely reacts with the oil-based polymers which your polytunnel cover is made of, we recommend Polytex Pro, for safe and effective cleaning of polythene (also ideal for conservatories and window frames). It gently yet effectively removes green slime, soot, traffic film, grease, pesticides and chemical residues etc. For best results rub with a soft broom or cloth etc. shortly after application.

Rates: Dilute at 1:10 with water for manual, machine or power hose applications.

Coverage 1ltr bottle: Will cover approx. 110m² (14ft x 45ft polytunnel)

Coverage 5ltr bottle: Will cover approx. 550m² (two 21ft x 80ft polytunnels)



Ref	Description
PTP 100	1ltr
PTP 500	5ltr

Glasshouse Cleaner - Verritex Pro

Verritex Pro does not give off fumes or odours so it's perfect for confined spaces, which makes it an ideal cleaner for the professional horticulturalists. Verritex achieves maximum 'sparkle' and ensures optimum light transmission, essential for healthy and efficient plant growth. Efficiently removes all forms of soiling quickly and effectively.

An alternative to using corrosive and aggressive chemicals such as hydrofluoric acid. With a pH of 9.8, Verritex will not damage sensitive surfaces such as aluminium or magnesium alloys.

Rates: Dilute at 1:50 with water to create an active solution.

Coverage: 1ltr bottle will cover 8-12m²



Ref	Description
VTP 100	1ltr
VTP 500	5ltr

Hard Surface - Algae Cleaner - Algiclear Pro

The active polymers in Algiclear affect the sustaining process of the algal cells. Thus creating a surface inhibiting the regeneration of the parasitic organisms – preventing re-growth. Long-term control of algae, moss, liverwort and lichens on any hard surface.

Apply and walk away - no brushing, scrubbing or rinsing.

Rates: Dilute at 1:20 with water to create an active solution.

Coverage: 1ltr bottle will cover 8-12m²



Ref	Description
ACP 100	1ltr
ACP 500	5ltr



Clear Polythene Repair Tape



Highly adhesive and UV stabilised makes it resistant to weathering and the harmful effects from sunlight. This highly transparent, clear tape gives maximum light transmission. Often used for making temporary repairs to polytunnels and glasshouse panes.

Size
50mm (2") wide x 25mtr long
75mm (3") wide x 25mtr long
100mm (4") wide x 25mtr long
150mm (6") wide x 25mtr long

Anti-Hotspot Tape



Padded foam tape is placed over each polytunnel hoop before the polythene sheet is fitted. It acts as insulation between the metal and polythene to prevent the build-up of heat in the steel frame from being transferred to the polythene. Extends the life of a polythene sheet by at least a year. We strongly recommend this is used.

Size
20mm wide x 9mtr long
30mm wide x 9mtr long
60mm wide x 9mtr long

Bubble Film and Fittings



Clip this bubble insulating film to the insides of your polytunnel or greenhouse to protect your crops in cooler temperatures. The film is 3-ply, UV stabilised and has a high light transmission.



Spring Omega Clips

Use our Spring Omega Clips to attach bubble film to the inside of your polytunnel. Can be removed quickly and easily, and can be reattached.

Bubble Film Roll 1.5m wide x 50m long
40mm Spring Omega Clip

Anti-Hotspot Repair Tape



Rather than picking off and replacing old anti-hotspot tape which is still in place, you can simply replace the outer layer by applying anti-hotspot repair tape over your old tape.

Ensure any of the loose polyester layer is removed first.

Only use the repair tape on anti-hotspot tape which is in good condition (apart from having a damaged polyester layer).

50mm wide x 50mtr long

Delivery Charges

Free Delivery on all orders over £175 (exc VAT)
For orders under £175.00 (exc VAT) - Mainland UK Only:

For orders under £175, the delivery charge will be based on weight:

- Under 2kg - £6.00
- Between 2kg and 20kg - £11.20
- Over 20kg - £20

Locations Outside of Mainland UK:

Delivery on all orders outside of the mainland UK (blue) will incur a charge. Please contact our sales team or visit our website for details.

Our standard delivery service also applies to most of Scotland, although due to the remoteness of certain geographical locations this could take an extra 3-5 days, especially where the final delivery is subcontracted to a third-party carrier (dependent on postcode). Please allow a little longer during busy periods.

Export - We regularly export to mainland Europe, please phone for a quote.

Although we realise that some of these postcode groups and the associated surcharges may be contentious, we would like to assure you that these are defined by our freight companies and NOT by Northern Poly tunnels. In no way do we profit from delivery charges, we heavily subsidise them.

Visit our website



Follow us



/northernpoly/



@NPolytunnels



/northernpolytunnelsuk




/northern_polytunnels_hobby/



@NorthernPolytunnelsVideo



More ways to pay



Interest-free instalments by Klarna.

Spread the cost of your purchase into 3 equal instalments.
Select Klarna at checkout.

Contact us

Our telephone lines are open from:
8.30am to 5.00pm Monday-Friday
(excluding English bank holidays).

Phone: 01282 873111

Email: sales@npstructures.co.uk

Online: www.northernpolytunnels.co.uk